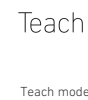
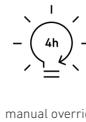



IS 3360

PF - surface, sq.
EAN 4007841 010515
Article number 010515



Function description

Higher, further, faster. Infrared motion detector IS 3360 for indoors and out, ideal for watching over high spaces and large areas, such as multi-storey and underground car parks, installation height up to 4 m, 360° angle of coverage, reach 20 m max. (tangential), large terminal compartment for easy installation, heavy-duty relay for high switching capacity. Available either in round or square surface-mounted and concealed version.

Technical specifications

Dimensions (L x W x H)	65 x 95 x 95 mm	LED lamps > 8 W	600 W
With motion detector	Yes	Capacitive load in μF	176 μF
Manufacturer's Warranty	5 years	Technology, sensors	passive infrared, Light sensor
Settings via	Remote control, Potentiometers, Smart Remote	Mounting height	2,50 – 4,00 m
With remote control	No	Mounting height max.	4,00 m
Version	PF - surface, sq.	Optimum mounting height	2,8 m
PU1, EAN	4007841010515	Detection angle	360 °
Type	Motion and Presence Detector	Angle of aperture	180 °
Application, place	Outdoors, Indoors	Sneak-by guard	Yes
Application, room	production facilities, recreation room, changing room, function room / ancillary room, sports hall, reception / lobby, stairwell, WC / washroom, multi-storey / underground car park, outdoors, warehouse, Indoors	Capability of masking out individual segments	Yes
Colour	white	Electronic scalability	No
Colour, RAL	9003	Mechanical scalability	No
		Reach, radial	\varnothing 8 m (50 m ²)
		Reach, tangential	\varnothing 40 m (1257 m ²)
		Reach, presence	\varnothing 3 m (7 m ²)
		Switching zones	1416 switching zones

IS 3360

PF - surface, sq.
 EAN 4007841 010515
 Article number 010515



Technical specifications

Includes corner wall mount	No
Installation site	ceiling
Installation	Surface wiring, Ceiling
IP-rating	IP54
Ambient temperature	-20 – 50 °C
Material	Plastic
Mains power supply	220 – 240 V / 50 – 60 Hz
Fluorescent lamps, electronic ballast	1500 W
Fluorescent lamps, uncorrected	1000 VA
Fluorescent lamps, series-corrected	400 VA
Fluorescent lamps, parallel-corrected	400 VA
Switching output 1, low-voltage halogen lamps	2000 VA
LED lamps < 2 W	100 W
LED lamps > 2 W < 8 W	300 W

Functions	Normal / test mode, Manual ON / ON-OFF
Twilight setting	2 – 1000 lx
Time setting	5 sec – 15 min
Basic light level function	No
Main light adjustable	No
Twilight setting TEACH	Yes
Constant-lighting control	No
Interconnection	Yes
Type of interconnection	Master/master
Interconnection via	Cable

Accessories

EAN 4007841 009151	Remote control Smart Remote
EAN 4007841 559410	Service remote control RC8
EAN 4007841 056711	Black cover for IR-sensors

IS 3360

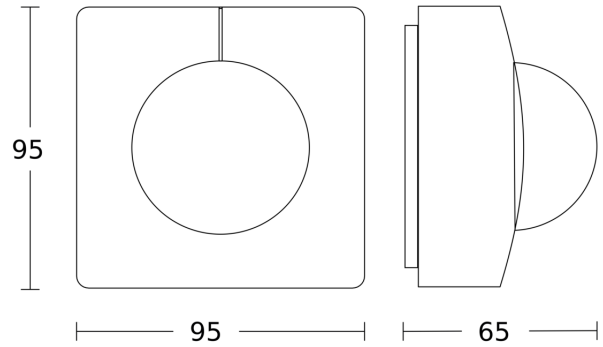
PF - surface, sq.
EAN 4007841 010515
Article number 010515

Detection Zone



Possible mounting height: 2,50 m - 4,00 m
Orange: radial
Black: tangential

Dimension Drawing



Master circuit diagram

